

BAIINFO Niobium & Tantalum Weekly

Apr 8, 2018 / Issue 18-13



CONFIDENTIALITY WARNING: BAIINFO Subscriber shall not distribute, re-sell or disclose the BAIINFO Niobium & Tantalum Weekly to any third party without BAIINFO's prior written consent, including but not limited to its parent companies or subsidiaries. Otherwise you will be liable for the consequences of infringement.

百川盈孚
BAIINFO

BAIINFO International Dept.

<http://www.baiinfo.com.cn/en>

Tel: +86-10-5979 5659-8163

Fax: +86-10-5894 6899

E-Mail: lxh@baiinfo.com

Market Review

Charts

Niobium & Tantalum

Prices

Imp. & Exp. Data

Market Review

China's Nb-Ta market was observed as stable. Demand remained tepid and traders were also inactive, leading to very limited transactions.

Prices of Nb products stayed flat. Ferroniobium was offered at RMB 280,000-285,000/T, VAT included. Ordinary-grade niobium oxide was offered at RMB 194-214/Kg; optical glass grade niobium oxide was offered at RMB 260-275/Kg. Offers for niobium concentrate sustain around USD 16.5-16.8/pound.

Prices of Ta products maintained stable. Ordinary-grade tantalum oxide was offered at RMB 1,850-1,900/Kg; optical glass grade tantalum oxide was offered at RMB 2,100-2,150/Kg. Price for tantalite was assessed as USD 77.5/pound.

Forecast: China's Nb-Ta market would keep running steadily next week.

[Back to the Top](#)

Prices

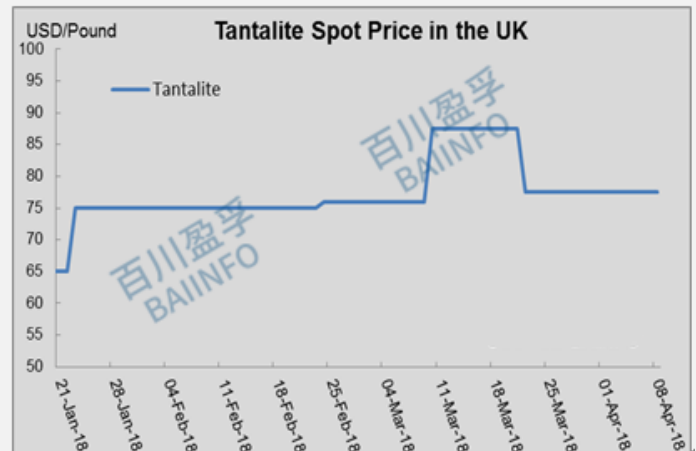
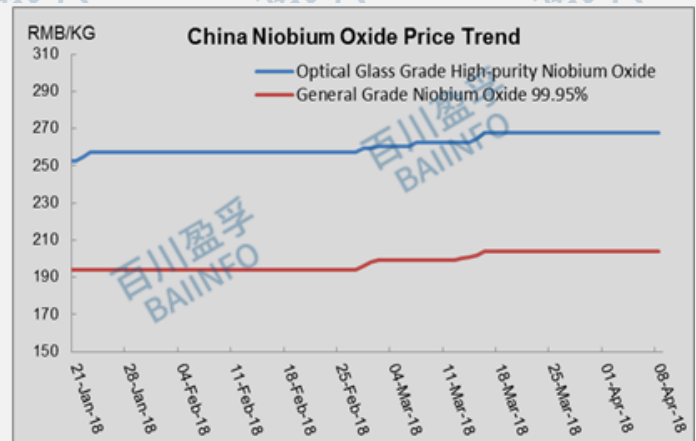
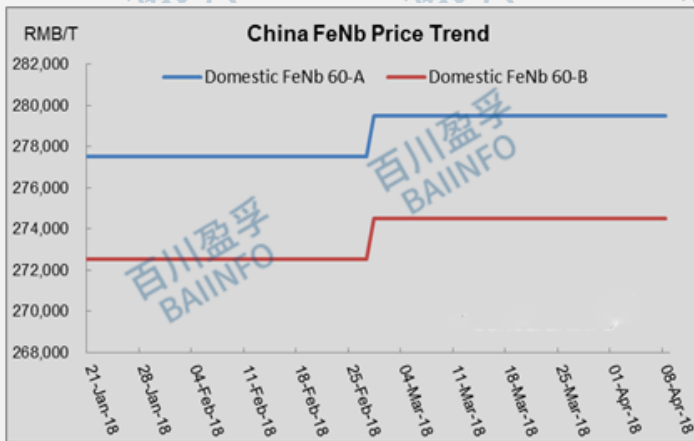
Product	Spec	29-Mar-18	08-Apr-18	Change	Change Rate	Unit
Nb concentrate	Nb2O5 50%	16.65	16.65	0	0.00%	USD/lb
domestic FeNb	FeNb60-A	282,500	282,500	0	0.00%	RMB/T (VAT included)
domestic FeNb	FeNb60-B	277,500	277,500	0	0.00%	RMB/T (VAT included)
common niobium oxide	99.5%min	204	204	0	0.00%	RMB/KG
optical glass grade niobium oxide	99.99%min	267.5	267.5	0	0.00%	RMB/KG

common tantalum oxide	99.5%min	1,875	1,875	0	0.00%	RMB/KG
optical glass grade tantalum oxide	99.99%min	2,125	2,125	0	0.00%	RMB/KG
European Strategic Small Metals	Spec	29-Mar-18	08-Apr-18	Change	Change Rate	Unit
tantalite	30-35%	77.5	77.5	0	0.00%	USD/lb

Product	Feb-18	Mar-18	Change	MoM	Unit
FeNb 60-A	277,500	282,500	↑ 5,000	↑ 1.77%	RMB/T
common niobium oxide	194	204	↑ 10	↑ 4.9%	RMB/KG
optical glass grade niobium oxide	257.5	267.5	↑ 10	↑ 3.74%	RMB/KG
99.5% common tantalum oxide	1,815	1,825	↑ 10	↑ 0.55%	RMB/KG
99.99% optical glass grade tantalum oxide	2,075	2,125	↑ 50	↑ 2.35%	RMB/KG
Guangdong Zhaoqing potassium fluorotantalate	1,125	1,125	0	0.00%	RMB/KG
Guangzhou Conghua potassium fluorotantalate	1,125	1,125	0	0.00%	RMB/KG
spot supply of tantalum ore	76	77.5	↑ 1.5	↑ 1.94%	USD/lb

[Back to the Top](#)

Charts



[Back to the Top](#)

Imp. & Exp. Data**Imports and Exports of Bismuth Vanadium Ore and Concentrates in February 2018**

Bismuth Vanadium Ore and Concentrates	February/2018	January/2018	MoM
Imp. Qty (TONNE)	529.89	1,044.44	-49.27%
Imp. Val (US\$)	13,593,661	21,107,868	-35.60%
Import unit price (US\$/TONNE)	25,653.60	20,209.71	26.94%
Exp. Qty (TONNE)	/	/	/
Exp. Val (US\$)	/	/	/
Export unit price (US\$/TONNE)	/	/	/

Imports and Exports of Bismuth Vanadium Ore and Concentrates in February 2018 (By Countries)

Countries	Imp. Qty (T)	Imp. Val (US\$)	Exp. Qty (T)	Exp. Val(US\$)
Zaire	90.868	3,874,773	0	0
Sierra Leone	19.965	619,776	0	0
Nigeria	209.534	3,883,237	0	0
Malaysia	40.870	425,516	0	0
Rwanda	59.732	2,856,572	0	0
The Republic of Côte d'Ivoire	1.165	41,252	0	0
Brazil	97.000	1,461,677	0	0
Ethiopia	10.759	430,858	0	0
2018	529.893	13,593,661	0	0

Imports and Exports of Bismuth Vanadium Ore and Concentrates in February 2018 (By Customs)

Customs	Imp. Qty (T)	Imp. Val (US\$)	Exp. Qty (T)	Exp. Val(US\$)
Yinchuan	17.03	690,974	0	0
Xiamen	125.84	3,964,590	0	0
Nanchang	141.69	3,396,266	0	0
Jiangmen	28.88	1,375,476	0	0
Huangpu	137.98	2,677,809	0	0
Guangzhou	73.49	1,133,538	0	0
Changsha	4.98	355,008	0	0
2018	529.893	13,593,661	0	0

[Back to the Top](#)

BAIINFO SERVICES:

BAIINFO Research Reports – Standard & Personalized Research Report

BAIINFO Weekly Reports -- Collecting Industry Information in a Week

BAIINFO Daily Reports – Daily Price Changes and Market Trends

BAIINFO Meeting – Unlimited Business Opportunities

BAIINFO Data Terminal – You Care We Share

BAIINFO Niobium & Tantalum Weekly Report Is Issued by BAI CHUAN INFO CO LTD

Registered office

501A, 5th Floor, Air Service Bld., Building 2, No. 39, Dongzhimenwai Street, Dongcheng District, Beijing, P.R. China

Tell: +86-10-5979 5659-8163

Fax: +86-10-5894 6899

Cell: +86 186 0090 5855 (Monica Li)

Email: lxh@baiinfo.com

Copyright Notice

Copyright 2018 BAI CHUAN INFO CO LTD. All rights reserved. All intellectual property rights in this publication and the information published herein are the exclusive property of BAIINFO and or its licensors and may only be used under license from BAIINFO. Without limiting the foregoing, by reading this publication you agree that you will not copy or reproduce any part of its contents (including, but not limited to, single prices or any other individual items of data) any form or for any purpose whatsoever without the prior written consent of BAIINFO.

Disclaimer

The data and other information published herein (the 'data') are provided on an "as is" basis. BAIINFO makes no warranties, express or limited, as to the accuracy, adequacy, timeliness, or completeness of the Data or fitness for any particular purpose. BAIINFO shall not be liable for any loss or damage arising from any party's reliance on the data and disclaims any and all liability related to or arising out of use of the data to the full extent permissible by law.